


# Natural capital accounting in Guatemala

Third Partnership Meeting

9-11 April 2013, Westin Hotel Washington National Harbor

Juan Pablo Castañeda – WAVES Consultant



# Key activities

Questions:

What is the problem?  
What to measure?  
For what purpose?

How to measure?

What are the expected results?

Process:

Design

Technical capabilities

Institutional arrangements

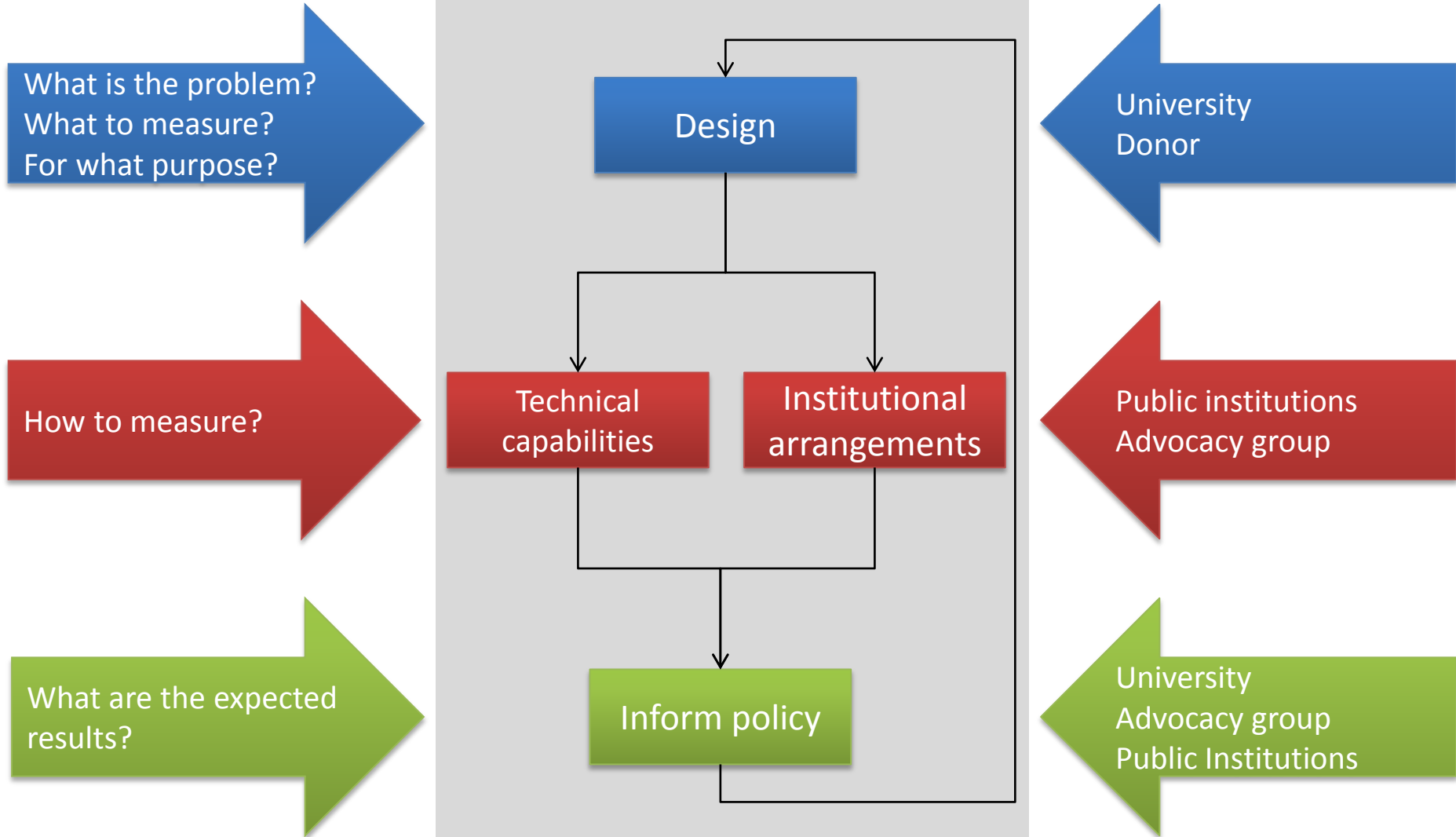
Inform policy

Stakeholders:

University  
Donor

Public institutions  
Advocacy group

University  
Advocacy group  
Public Institutions



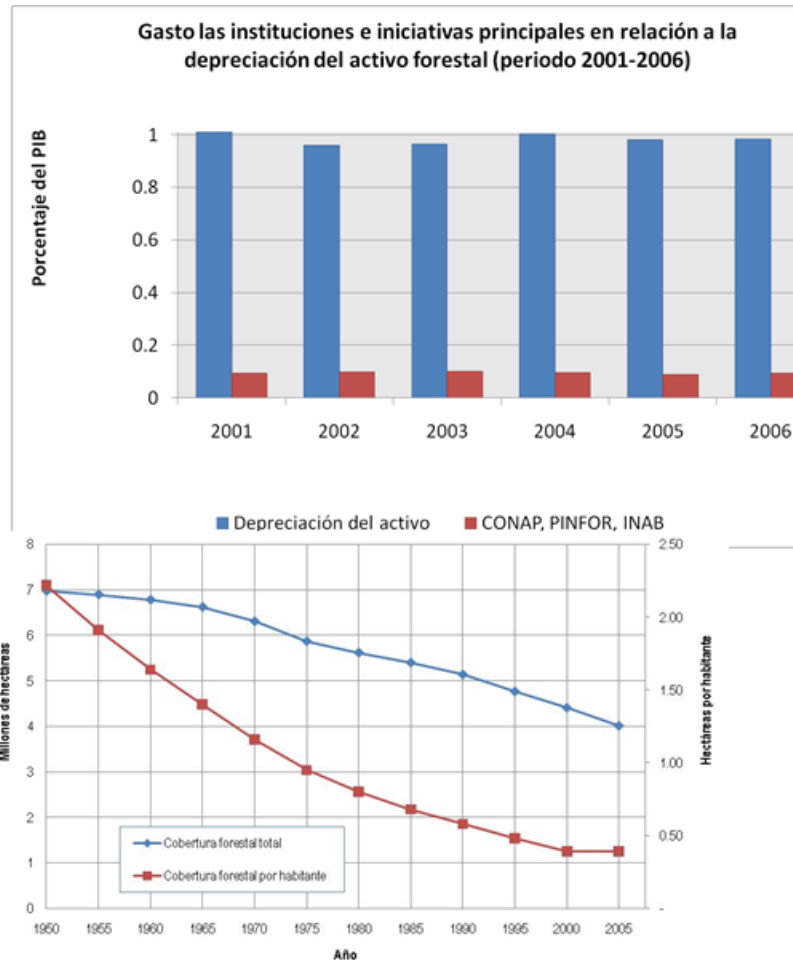
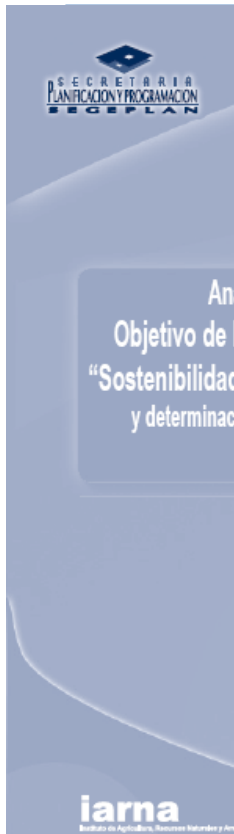
# Accomplishments: The accounts were produced, but...

Cuadro de utilización

Productos	P2. Consumo intermedio											Totales de la utilización
	Actividades económicas con producción primaria vinculada al bosque						Consumo intermedio del resto de la economía	P2. Consumo intermedio total	P6. Exportaciones	P.3. Consumo final	P5. Formación bruta de capital	
	0440. Cría de otros animales	0620. Silvicultura	2610. Aserrado y acepilladura de madera	2620. Fabricación de productos de madera y otros	3510. Fabricación de muebles	Total de consumo intermedio de las actividades						
Productos vinculados al bosque												
079900. Otras semillas y frutos oleaginosos ncp	-	-	-	-	-	-	95.8	95.8	1.2	3.0	-	100.0
089900. Otras plantas vivas, flores y semillas ncp	-	-	-	-	-	-	42.8	42.8	53.0	4.2	-	100.0
129900. Otras materias vegetales sin elaborar ncp	-	-	-	-	1.2	1.2	23.6	24.8	-	75.2	0.0	100.0
139900. Otros animales vivos ncp	-	-	-	-	-	-	2.6	2.6	0.3	97.1	-	100.0
150100. Troncos de madera	-	-	95.9	2.6	-	98.5	1.1	99.7	0.0	0.0	0.3	100.0
150200. Leña	-	-	-	-	-	-	17.8	17.8	-	82.2	-	100.0
150300. Otros tipos de madera sin elaborar ncp	-	-	-	-	-	-	99.7	99.7	0.3	-	-	100.0
150400. Hule natural o látex	-	-	-	-	-	-	0.8	0.8	99.2	-	0.0	100.0
150500. Chicle y chiquibul	-	-	-	-	-	-	99.6	99.6	0.4	-	-	100.0
159900. Otras gomas, resinas y productos de la si	-	-	-	0.1	0.3	0.4	6.0	6.5	60.0	33.6	0.0	100.0
360100. Madera aserrada y otros tipos de mader	-	-	1.1	5.2	67.9	74.2	15.8	90.1	4.4	-	5.6	100.0
360200. Productos de madera, excepto muebles	-	-	0.0	3.2	5.0	8.2	66.2	74.4	24.6	-	2.2	100.0
360300. Artículos de corcho y paja u otros materia	-	-	-	-	-	-	74.9	74.9	2.8	14.1	8.2	100.0
440100. Muebles	-	-	-	-	-	-	0.5	0.5	5.5	44.6	49.4	100.0
460200. Desperdicios o desechos no metálicos	-	-	-	-	3.3	3.3	51.3	54.6	12.5	-	32.8	100.0
Total de productos vinculados al bosque	-	-	42.3	1.2	0.1	43.6	12.4	55.9	4.5	100.0	0.2	100.0
Resto de productos de la economía	0.0	0.0	0.1	0.0	0.1	0.2	78.4	78.6	5.6	15.6	0.2	100.0
Total de la utilización	0.0	0.0	2.3	0.1	0.1	2.4	75.0	77.4	5.6	16.8	0.2	100.0

# Accomplishments: How policy was informed?

Tool for budget negotiation



## What have we learned?

---

- The accounts deliver
- Key factors:
  - Understand the problem
  - Raise the relevant questions, what are the issues?
  - Learning by doing
  - Involve the critical stakeholders
  - Have the resources
- Main challenge: Institutional arrangements
  - Coordination
  - Leadership
  - Credibility

## Challenges ahead and next steps

---

- Sustainability of NCA compilation
  - Institutionalization
  - Resources
  - International support
  - Policy applications
  - Impacts on people
- Publication of NCA series up to 2010
  - Application of quality assessment by INE
  - Incorporating to the official statistics
  - Continue work on 2011-2012

---

**Thank you!**