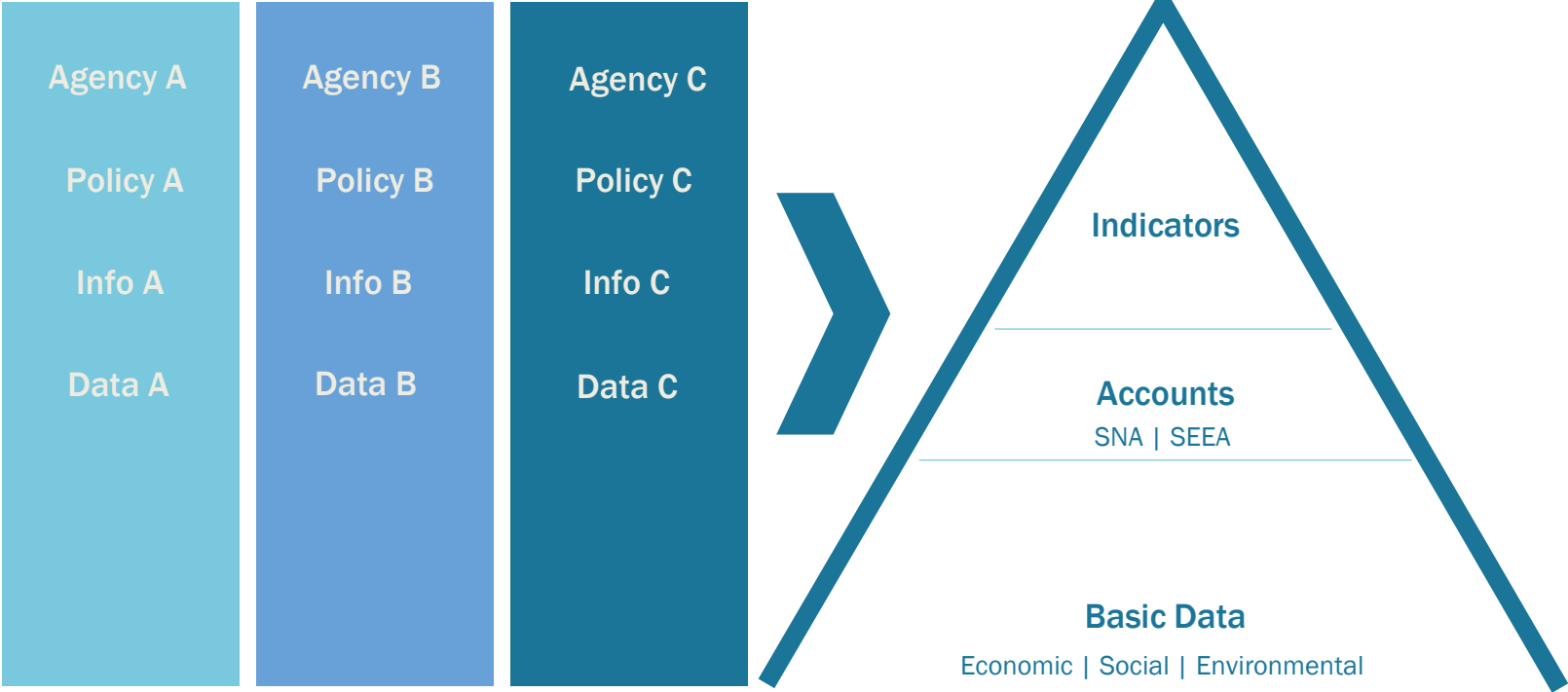


SEEA uses the accounting approach to integrate many data sets

- SEEA accounts can rely up to numerous data sources, covering such areas as
 - energy
 - environment
 - agriculture
 - economy
 - ecosystems
- These data sources are combined to produce an integrated set of accounts and develop policy relevant indicators

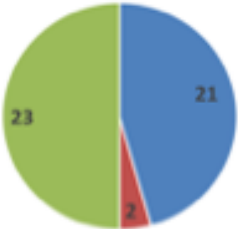


From data silos to integrated information



Results by Global Indicator Initiative (314 Indicators)

SEEA to SDG Indicators Matches



■ Full ■ Partial ■ None

SEEA to Aichi Target Indicators Matches



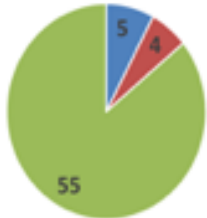
■ Full ■ Partial ■ None

SEEA to UNCCD Target Indicators Matches



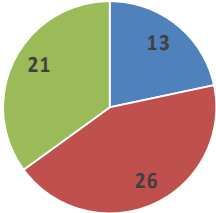
■ Full ■ Partial ■ None

SEEA to UNFCCC Target Indicators Matches



■ Full ■ Partial ■ None

SEEA to BIP Indicators Matches



■ Full ■ Partial ■ None

SEEA to IPBES Indicators Matches



■ Full ■ Partial ■ None

SEEA to Ramsar Report Matches



■ Full ■ Partial ■ None

Assessing the linkages between global indicators, the SEEA & The SDGs